



Summer Mail Guide 2025

A complete guide on how to best communicate with your camper(s) during camp!

What are CampStamps?

CampStamps is a [CampInTouch](#) system that allows families and campers to send letters to each other electronically. CampStamps are much more efficient than regular mail, and each letter costs \$1 to send. Campers' friends and family can send letters as often as they'd like through the CampStamps system, and campers can reply using CampStamps as well. *We highly encourage parents to preprint CampStamp eLetters and send them to camp with your camper (information on how to do this is included below).*

How to use CampStamps?

If you are interested in emailing your camper(s) via CampStamps, please follow the steps below to get started:

1. Log in to your [CampInTouch](#) account.

Forms Dashboard



Forms & Documents



2. Click on **"Your Account - Camp Stamps."** If the number of stamps is listed as "0," click on "Buy". If you receive a message saying *"You do not have a debit/credit card on file,"* continue to Step 3. Otherwise, proceed to Step 4.

Your Camper



Camper Application



Your Family



Financial Management



Your Account



CampStamps (10 remaining)



Login Details



3. Register your debit/credit card in the section called **"CampStamps Payment"**. You will need to add a debit/credit card specifically for CampStamps in your [CampInTouch](#) account.

Online Community



Email



Guest Accounts



CampStamps Payment



Note: If you are currently using a debit/credit card to pay your tuition bill, the card you have on file under “Financial Management” is not automatically applied to the “CampStamps Payment” section. You will need to re-enter your card information (or use an alternative card, if you prefer). Also note that the CampStamp system is administered through CampInTouch, and the associated fees are generated by and paid directly to CampInTouch.


4. If you have 0 CampStamps, click the “**CampStamps**” button on the menu page to purchase CampStamps. CampStamps are offered in the following packages: 10 for \$10, 15 for \$14, 20 for \$18, and 30 for \$25. One stamp is required per letter.

Note: While CampInTouch does not refund parents for unused CampStamps, they do carry over from one season to the next, so that any unused stamps will be available for future use.

Email

[CampStamps](#) | [Previous Emails](#) | [eLetter Inbox](#) [About Email](#)

You have **10 CampStamps**. You can [buy more](#) or [give some to your guests](#).

eLetter Stack 

Send your child to camp with a stack of eLetters! (What are they?) [Print Now](#)

Summer Address

[your.camper@edenvillagewest.campminder.com](#)
Email your camper without logging in. [More Info](#)

HIDE EMAIL ADD-ONS

Check to select camper as recipient

TO ☐ **Test Camper Test**

[How much space do I have left?](#)

MESSAGE

Click [here](#) to type your message. Email must fit on one printed page. Click the button above at any time to calculate space remaining.


Please note, international characters such as é ñ ö are not supported at the present time.

FROM (Your name)

test two test two

☐ I would like a **handwritten eLetter** reply to this email. What's this?

This email will use **0 CampStamps**

[Send Email](#) 

5. Once stamps are purchased, return to the menu and select “**Email**”. At this point, you will have the option to type a one-page message to your camper. (If you have multiple campers, you will need to submit individual letters for each.)

6. Submit your message. Once your message is submitted, our office staff will be alerted, and your message will be printed, folded (not placed in an envelope), and delivered with our daily mail distribution. If you wish to submit a sealed letter, please do so via regular mail.

Note: Our cut-off time for same-day letter delivery will be 8:30 am, so that emailed letters may be distributed along with our daily “snail mail”. Any email letters received after 8:30 am will be printed and delivered the following day.

Who can send messages this way?

Parents and campers can send messages to each other the CampStamp way. You also have the option to add other friends and family using the “**Guest Accounts**” option, and you can give them CampStamps to use.

Friends & Family Guest Accounts

Invite friends & family to log in with their own guest account. As your guest, they will be able to read news and view photos. **Check the box next to your camper's name** to give your guest the ability to send emails.


Your guest's first name:	<input type="text"/>	Required
Your guest's last name:	<input type="text"/>	Required
Your guest's email:	<input type="text"/>	Required
Your guest may email:	<input type="checkbox"/> Test Camper Test	

Optional note to your guest:

Your guest will be emailed log in instructions.

You have **10** CampStamps. Do you want to share or buy some for your guest?

Give or Buy CampStamps for your guest.


[Create Guest Account](#) 

How do I receive the messages from my camper?

TO:
test two test two

FROM:
Test Camper Test

Write your letter in the area below.


ID: ea100083 (985)

eLetters offer an easy way for your camper(s) to send letters from camp back to you (and other friends and relatives!) You can access them by selecting the “**Email**” section on the main menu.

You can give the camper eLetter stationery in two ways:

1. Send an “**eLetter stack**” with your camper(s) before they leave home. Using this option, you can print a stack of eLetter stationery (up to 20 individual pages at a time) within your [CampInTouch](#) account. *There is no CampStamp cost to print eLetter stationery.*
2. Attach an eLetter reply request to an individual camper email. This option, located below the email body, will request a single eLetter reply from the camper. Please note that this is a request only.
3. When your camper’s message has been uploaded, you will receive an email notification, which will direct you to log in and receive your camper’s letter!

Email

CampStamps | Previous Emails | eLetter Inbox [About Email](#)

You have **10 CampStamps**. You can buy more or give some to your guests.

eLetter Stack

Send your child to camp with a stack of eLetters! (What are they?) [Print Now](#)

Summer Address your.camper@edenvillagewest.campminder.com [More Info](#)
Email your camper without logging in.

HIDE EMAIL ADDRESS

Check to select camper as recipient

TO ☐ **Test Camper Test**

How much space do I have left?

MESSAGE

Click here to type your message. Email must fit on one printed page. Click the button above at any time to calculate space remaining.

Please note, international characters such as é ñ ö are not supported at the present time.

FROM (Your name)
test two test two

☐ I would like a **handwritten eLetter reply** to this email. What's this?

This email will use **0 CampStamps** [Send Email](#)

What is Snail Mail?

You can always write to your camper(s) at camp the old-fashioned way for just the cost of a stamp. Snail Mail refers to mail sent to the camper(s) through the postal service. It usually takes 3-4 days to reach and is comparatively slower than CampStamps. Families and friends can use the following address to send mail to the camper(s):

Camp Ramah in California
[Edah\Age Group]
385 Fairview Road
Ojai, CA 93023



How do I receive mail from my camper?



You can give your camper(s) postage stamps and some envelopes when they leave home for camp, which they can use to send regular mail. Please ensure that you provide all the addresses to which you would like your camper to send mail.

Note: Snail Mail will take 3-4 days to reach you and is comparatively slower than CampStamps. If families send snail mail, it is distributed at the same time as the CampStamp letters to the camper(s).

If you have any questions about CampStamps or Snail Mail, please contact us at ben@ramah.org or give us a call at (310-476-8571)